


TOP VIEW

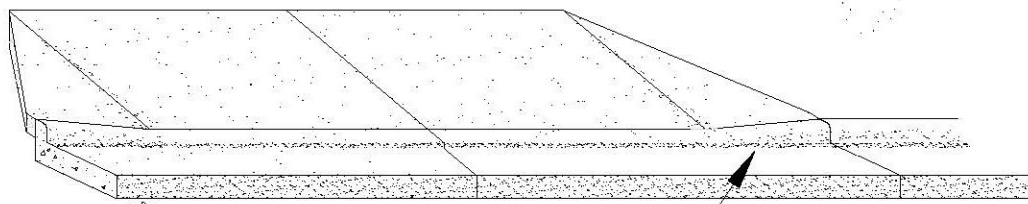
SAW CUT & REMOVE MINIMUM 1' ASPHALT AND PATCH. MATCH EXISTING PAVEMENT SECTION.



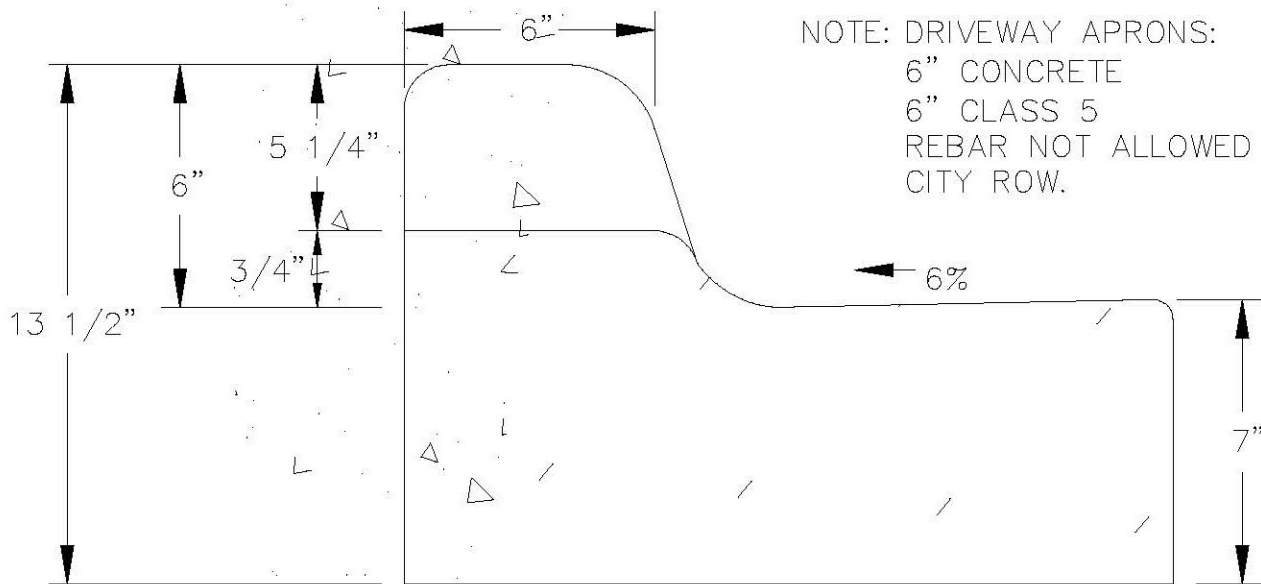
PROFILE VIEW

3.0' CURB TAPER

3.0' CURB TAPER



DROP CURB AT DRIVEWAYS



CURB AT DRIVEWAY OPENINGS. (ADJUSTMENT TO BE MADE IN 3.0'.)

NOT TO SCALE

APPROVED JANUARY 1, 2018

CITY ENGINEER REG 23110

DRIVEWAY APPROACH WITH CONCRETE APRON (B618)

City of Golden Valley  
GV-STRT-030