


One Station Response

Response Time (Minutes)
defined as the time between the truck leaving the station and arriving on scene

One Station Model

 0-4 Minutes

50.6% land area
58.1% units





Units comprise of singular structures such as single family homes and businesses, as well as, apartments and business suites.

Response From

Golden Valley Rd & Douglas Dr

2021 Est Market Value

Purchase Affordability

-  50% AMI: below \$201,500
-  60% AMI: below \$245,300
-  80% AMI: below \$316,000
-  Not Affordable: above \$316,000


Findings: 56% of affordable homes are outside of the 0-4 Minute Zone.
50% of market rate homes are outside the 0-4 Minute Zone.

AMI Values as calculated for 2021 by Metro Council for owner-occupied housing
<https://metrocouncil.org/Communities/Services/Livable-Communities-Grants/Ownership-and-Rent-Affordability-Limits.aspx>

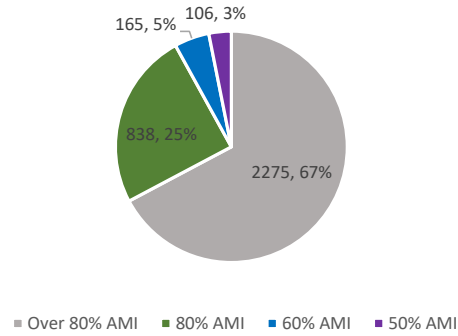
Print Date: 2/9/2023

Sources:

-Hennepin County Surveyors Office for Property Lines (2022).
-City of Golden Valley for all other layers.



0-4 Minute Response Time



Over 4 Minute Response Time

